



## U3-3044LE-C-HQ-VU Rev.1.2 (1007944)

### In series

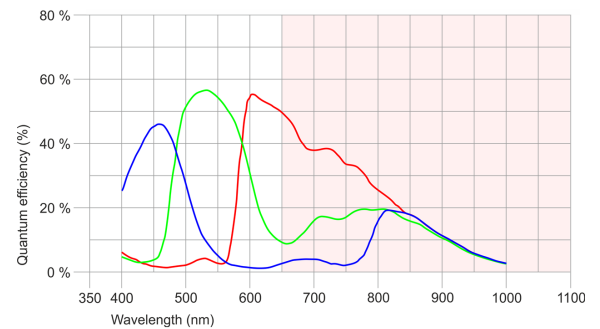
The model is in series and available for the long term.



## Specification

### Sensor

Sensor type	CMOS Color
Shutter	Global Shutter
Sensor characteristic	Linear
Readout mode	Progressive scan
Pixel Class	1.6 MP
Resolution	1.58 Mpix
Resolution (h x v)	1456 x 1088 Pixel
Aspect ratio	4:3
ADC	12 bit
Color depth (camera)	12 bit
Optical sensor class	1/3"
Optical Size	5.032 mm x 3.754 mm
Optical sensor diagonal	6.28 mm (1/2.55")
Pixel size	3.45 µm
Micro lens shift	0.00
Manufacturer	Sony
Sensor Model	IMX273LQR-C
Gain (master/RGB)	24x/4x
AOI horizontal	same frame rate
AOI vertical	increased frame rate
AOI image width / step width	256 / 8
AOI image height / step width	1 / 1
AOI position grid (horizontal/vertical)	8 / 1
Binning horizontal	-
Binning vertical	-
Binning method	-
Binning factor	-
Subsampling horizontal	same frame rate
Subsampling vertical	same frame rate
Subsampling method	M/C automatic
Subsampling factor	2, 4, 16



Subject to technical modifications (2023-12-18)

Page 1 of 3

www.ids-imaging.com

IDS Imaging Development Systems GmbH

Dimbacher Str. 10 · 74182 Obersulm · Germany · Phone +49 7134 96196-0 · E-mail info@ids-imaging.com

## Model

Frame rate freerun mode (in 8-bit mode)	230 fps
Frame rate trigger (continuous)	230 fps
Frame rate trigger (maximum)	230 fps
Exposure time (minimum - maximum)	0.040 ms - 2000 ms
Long exposure (maximum)	30606 ms
Power consumption	1 W - 2 W

## Ambient conditions

The temperature values given below refer to the outer device temperature of the camera housing.  
For PCB versions, refer to the separate hints in the respective documentation.

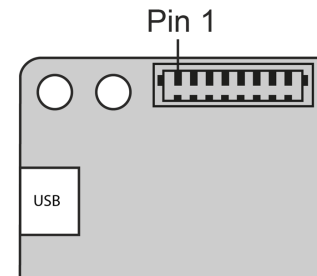
Device temperature during operation	0 °C - 55 °C / 32 °F - 131 °F
Device temperature during storage	-20 °C - 80 °C / -4 °F - 176 °F
Humidity (relative, non-condensing)	20 % - 80 %

## Connectors

Interface connector	USB Type-C
I/O connector	10-pin Wuerth connector (WR-WTB 1.00 mm)
Power supply	USB cable

## Pin assignment I/O connector

1	Voltage output 5 V, max. 400 mA
2	Ground (GND)
3	General Purpose I/O (GPIO) 2, 3.3 V - Line 3
4	General Purpose I/O (GPIO) 1, 3.3 V - Line 2
5	I2C clock signal - requires USB3 Vision Firmware 3.2 or higher
6	I2C data signal - requires USB3 Vision Firmware 3.2 or higher
7	Trigger input without optocoupler 3.3 V - Line 0
8	Flash output without optocoupler 3.3 V - Line 1
9	Ground (GND)
10	Voltage output 3.3 V



## Design

Lens Mount	CS- / C-Mount
IP code	-
Dimensions H/W/L	36.0 mm x 36.0 mm x 26.0 mm
Mass	20 g

## Features

### Image Acquisition

Freerun	✓
Software trigger	✓
Hardware trigger	✓
Trigger controlled exposure	✓
Denoiser	✓
Long exposure	✓
Line scan	-
Line scan highspeed	-

### Flashing

Flashing	✓
PWM flashing	-

Subject to technical modifications (2023-12-18)

Image Adjustments	Auto exposure	-
	Auto gain	-
	Auto whitebalance	-
	Color correction	-
	Gamma	-
	LUT	-
	Mirror/flip	X/Y
On-board Image Processing	Pixel formats	BayerRG8 BayerRG10p BayerRG12 BayerRG12p BayerRG10
	Region of interest	✓
	Decimation (FPGA)	✓
	Decimation (Sensor)	-
	Binning (FPGA)	-
	Binning (Sensor)	-
	Others	Chunks
	Sequencer	-
	Events	-
	Firmware update	✓
	1st supported firmware version	2.20