

# MV2-D2048x1088-C01-3D06-G1

The camera MV2-D2048x1088-C01-3D06-G1 is based on the CMOSIS CMV2000 V3 CMOS image sensor



**SMARTER IMAGING FOR BETTER LIVES**

Perth: (08) 9242 5411 Melbourne: (03) 9384 1775 Sydney: (02) 9905 1551

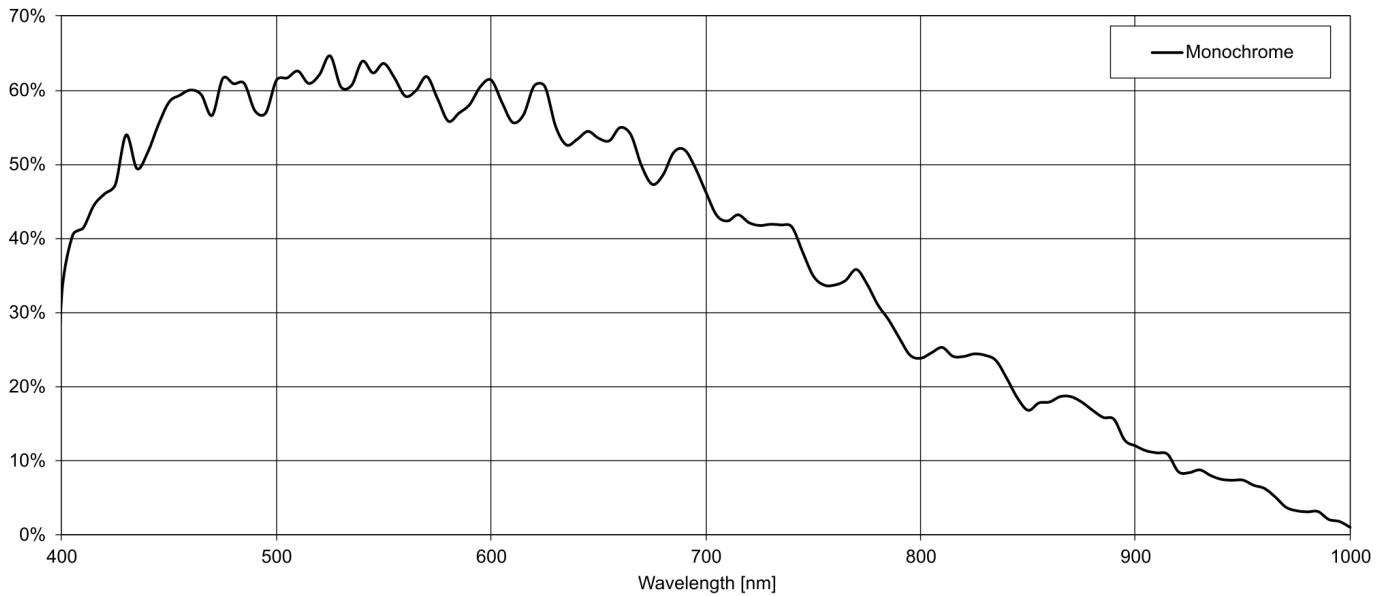
Email: [sales@adeptturnkey.com.au](mailto:sales@adeptturnkey.com.au)  
Web site: [www.adept.net.au](http://www.adept.net.au)

## Features

- CMOSIS CMV2000 V3 image sensor
- 2048 x 1088 pixel resolution
- Good NIR spectral response
- Suitable for standard and low light applications
- Up to 18540 profiles per second (pps) @ 2048 x 11 resolution
- Global shutter
- Available in monochrome, NIR and color
- Extended sensor and camera features
- Up to 10bit greyscale resolution
- OEM solution available
- GigEVision interface



## Quantum Efficiency Image Sensor



## Image Sensor Specifications

Manufacturer / Type	CMOSIS, CMV2000
Technology	CMOS
Optical format	2/3"
Optical diagonal	12.76mm
Resolution	2048 x 1088
Pixel size	5.5µm x 5.5µm
Active optical area	11.26mm x 5.98mm
Dark current	125e-/s
Read out noise	13e-
Full well capacity / SNR	11ke- / 105:1
Spectral range	Monochrome: 330 to 930nm (to 10% of peak responsivity)
Responsivity	Monochrome: 1200 x 10 <sup>3</sup> DN / (J/m <sup>2</sup> ) @ 540nm / 8bit
Quantum Efficiency	Monochrome: < 57%
Optical fill factor	42% without micro lenses
Dynamic range	60dB
Characteristic curve	Linear, Piecewise linear
Shutter mode	Global shutter

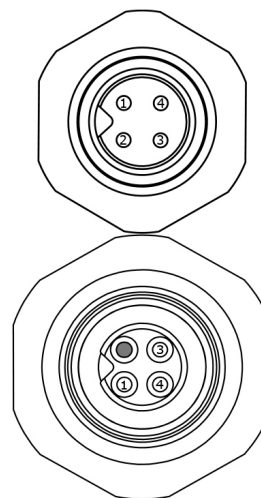
## Camera Specifications

Interface	GigE
Frame rate	18540pps
Pixel clock	n/a
Camera taps	n/a
Greyscale resolution	8bit
Fixed pattern noise (FPN)	< 1DN RMS @ 8Bit
Exposure time range	6µs - 349ms
Analog gain	yes
Digital gain	0.1 to 15.99 (FineGain)
Trigger Modes	Free running (non triggered), external Trigger, SWTrigger
Features	Configurable region of interest (ROI), Decimation in y-direction, 2 look-up tables (12-to-8Bit) on user-defined image region (Region-LUT), Constant frame rate independent of exposure time, Temperature monitoring of camera, Camera informations readable over SDK, Ultra low trigger delay and low trigger jitter, Extended trigger input and strobe output functionality, Status line in picture, with Shaft Encoder
Operation temperature / moisture	0°C ... + 50°C / 20% ... 80%
Storage temperature / moisture	-25°C ... 60°C / 20% ... 95%
Power supply	+12VDC (-10%) ... +24VDC (+10%)
Power consumption	< 4.2W
Lens mount	C-Mount
I/O Inputs	2x Opto-isolated
I/O Outputs	1x Opto-isolated
Dimensions	40 x 40 x 59.1mm <sup>3</sup>
Mass	150 g
Connector I/O (Power)	Binder 4-pin (I/O); Binder 3-pin (Power); mating plug M5 x 0.5, Series 707
Connector Interface	RJ-45
Conformity	CE / RoHS / WEEE
IP Code	IP40

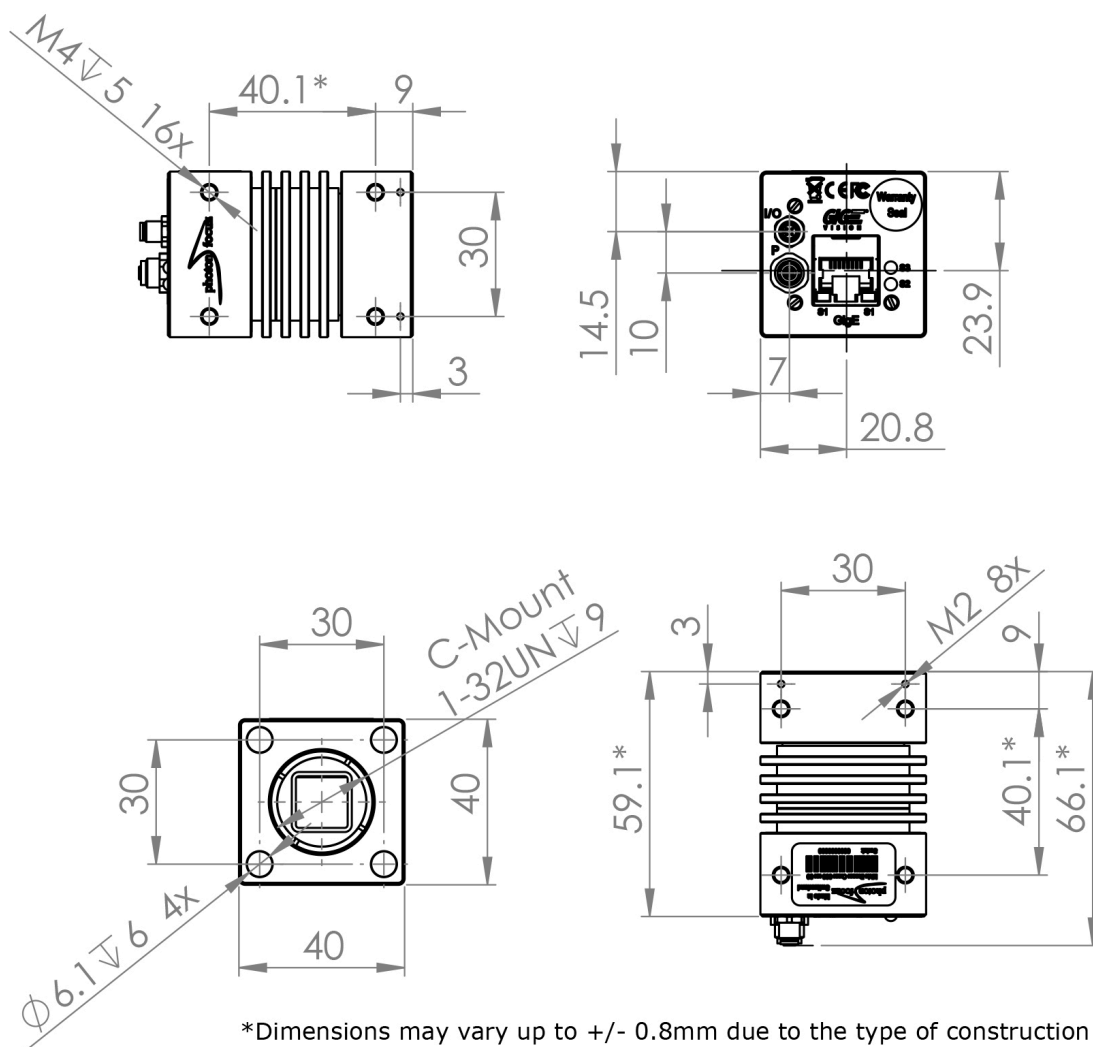
## Connectors

Pin	I/O Type	Name	Description I/O Connector
1	I	ISO_IN0	Trigger input 0 (opto-isolated)
2	PWR	ISO_GND	I/O GND 0V
3	O	ISO_OUT	Strobe output (opto-isolated)
4	I	ISO_IN1	Trigger input 1 (opto-isolated)

Pin	I/O Type	Name	Description Power Connector
1	PWR	CAMERA_PWR	Camera Power
n.a.	n.a.	not connected	Not connected pin
3	PWR	CAMERA_GND	Camera GND
4	n.a.	Reserved	Do not connect



## Dimensions



## Explanation

DN DigitalNumber (equals to LSB)

e<sup>-</sup> Electrons

## Order Information

MV2-D2048x1088-C01-3D06-G1      BW model

---

## Compatibility



**Photonfocus AG**  
Bahnhofplatz 10  
CH-8853 Lachen SZ  
Switzerland

Phone: +41 55 451 00 00  
[www.photonfocus.com](http://www.photonfocus.com)  
[info@photonfocus.com](mailto:info@photonfocus.com)